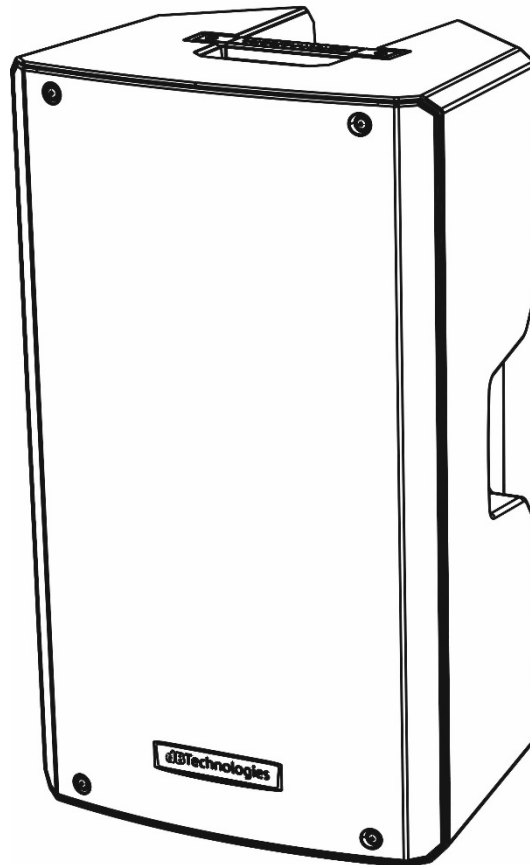


SYA 12



 **Bluetooth®**

Quick start user manual

Section 1

CHECK www.dbtechnologies.com FOR THE LAST REVISION OF THIS DOCUMENT, FULL TECH SPECS, AND COMPLETE USER MANUAL

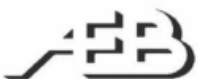
The warnings in this manual must be observed together with the "USER MANUAL - Section 2".

Le avvertenze nel presente manuale devono essere osservate congiuntamente al "MANUALE D'USO - Sezione 2".

Die Warnungen in diesem Handbuch müssen in Verbindung mit der "BEDIENUNGSANLEITUNG - Abschnitt 2" beobachtet werden".

Les avertissements spécifiés dans ce manuel doivent être respectés ainsi que les "CARACTERISTIQUES TECHNIQUES - Section 2"

Las advertencias del presente manual se deben tener en cuenta conjuntamente con las del "MANUAL DEL USUARIO" - Sección 2".



A.E.B. Industriale Srl Via Brodolini, 8 Località Crespellano 40053 VALSAMOGGIA BOLOGNA (ITALIA)
Tel +39 051 969870 Fax +39 051 969725 www.dbtechnologies.com info@dbtechnologies-aeb.com



Thank you for choosing a dBTechnologies Product!

The SYA 12 is a versatile active speaker. It is equipped with one 1" compression driver (1.35" voice coil), and one 12" woofer (2.5" voice coil). The multiple input pattern allows an easy and versatile use. For example the user can connect a dynamic microphone (CH1), an independent source from a mixer (CH2), a Bluetooth® MP3 reader (CH3), controlling each volume level. The user can enhance lower and upper frequencies with the convenient DSP preset function. A balanced link output allows the audio connection to a second loudspeaker, choosing among "Mix" or "Line" output type.

Check the site www.dbtechnologies.com for the complete user manual!

1) Unpacking

The box contains:

N°1 SYA 12

N°1 Rain Cover

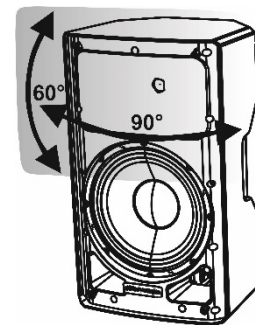
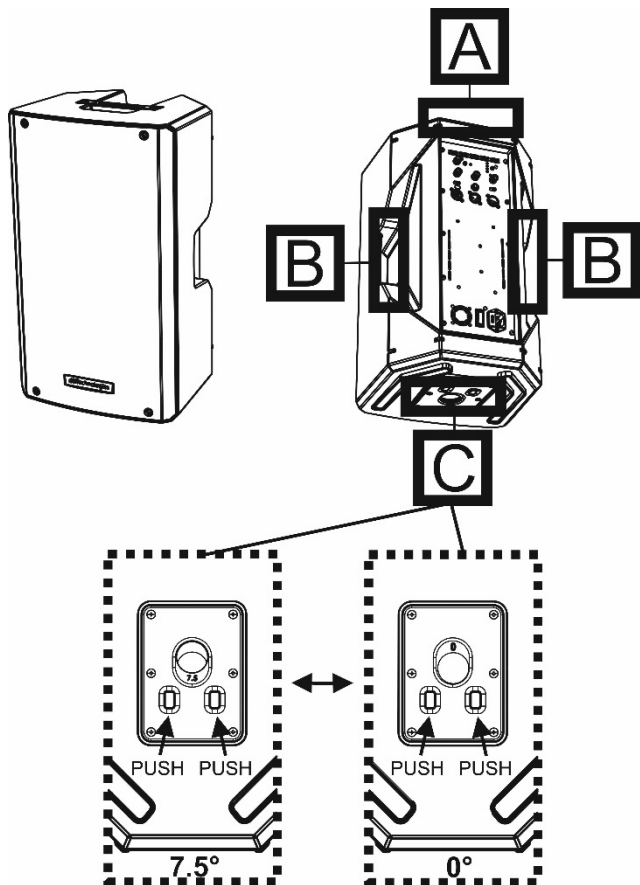
N°1 Mains cable (VDE)

This quick start and warranty documentation

2) Easy installation

SYA 12 is equipped with:

Those mechanical particulars were thought for an easy use and for different configuration needs. SYA 12 is perfect for gigging bands as well as small venues installations. The 36 mm pole-mount predisposition is designed for the use on standard pole stand (like a tripod).

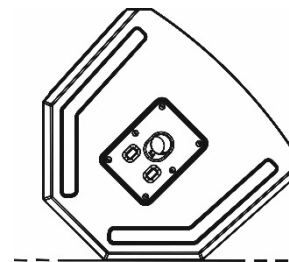


The acoustical design allows to face different environments. The dispersion pattern is shown in the upper picture.

As described, the related pattern data are:

a) vertical coverage: 60°

b) horizontal coverage: 90°



The rear side inclination, symmetrical, as shown in the upper picture, is 45°. SYA12 can be used as a stage monitor in small contexts, in this case please consider the characteristic dispersion pattern presented above.

- A - Upper integrated handle
- B - Lateral integrated handles
- C - Pole mount hole, with two tilt angles selection (0°/ 7.5°)



NEVER USE THE HANDLES TO SUSPEND THE SPEAKER!



IT IS MANDATORY TO READ AND FULLY UNDERSTAND THE COMPLETE USER MANUAL FOR THE ADMITTED CONFIGURATIONS OF THE PRODUCT, SAFETY INFORMATION, AND THE PROPER USE OF ACCESSORIES (IF ANY).

3) Connections, controls, first turn on

All the connections and controls are in the amplifier panel side:



CH1:

- 1–Audio Combo Input (for XLR or TRS connectors)
- 2–Line/Mic selector
- 3–Mic/Line Volume Control

CH2:

- 4–Audio Input (Balanced / TRS)
- 5–Line Volume control

CH3 (Bluetooth®):

- 6–BT status sync LED
- 7–BT Volume Control

MASTER SECTION

- 8–DSP Preset switch
- 9–Balanced audio output
- 10–Link/Mix switch
- 11–Master Volume with control LEDs

MAINS SECTION

- 12–VDE MAINS INPUT (with fuse)
- 13–ON-OFF SWITCH

a) Connect the audio input (1). The combo connector allows a TRS or XLR connection. In case of a dynamic microphone, plug it and select “Mic” in the Audio input sensitivity switch (2). In the other cases check that the switch is set on “Line”. Adjust the level of Volume (3).
b) Connect a second input, depending on the kind of connection (XLR/TRS), then adjust the related volume level.

c) If needed, enable with the switch (7) the Bluetooth® receiver. Pair it with a visible device (ex. a MP3 reader).
d) If you need to link SYA 12 to another one, please use a cable with XLR connectors (not supplied). Connect the Link output (9) of the first, to the balanced Input (1) of the second one. In the second loudspeaker, please check that Selector (2) is set on “Line” position and that Volume (3) is set to the correct value.

e) Set properly the DSP preset switch (8), choosing between “Playback”, “Flat”, “Bass Boost” or “Wedge” configuration.

e) Plug properly the mains VDE input cable (supplied) in the related input (12). Check that the audio source is set on the minimum level. Then switch the POWER switch (13) to “ON” position. Increase gradually the volume of the audio source to the desired level.

Check the site www.dbtechnologies.com for further information, for added accessories and for the complete user manual!

Technical Data

Speaker Type: 2-way active speaker

Acoustical data

Max SPL (1m): 127 dB

Frequency response (-10 dB): 52 – 18000 Hz

Frequency response (-6 dB): 55 – 17000 Hz

HF compression driver: 1 " Exit

HF voice coil: 1.35"

LF: 12"

LF Voice Coil: 2.5"

Horizontal dispersion: 90°

Vertical dispersion: 60°

Amplifier

Amp: Custom made, Class-D + A/B– Active Fan cooling

Peak Power: 800 W

Operating voltage (factory set):

220-240V~ (50-60Hz) or

110-120V~ (50-60 Hz)

Processor and user interface

Controller: 28/56 bit

AD/DA Conversion: 24 bit, 48 kHz

Advanced DSP functions: FIR

Limiters: Peak, RMS, Thermal

Controls: Line/mic, Channel Volume, Link/Mix, Presets

Input / Output

Mains connections: VDE

Signal Inputs: 3 channels (Combo, XLR+trs, Bluetooth®)

Signal Out: (Balanced) 1x XLR OUT (LINK)

Mechanics

Housing: Polypropylene

Handles: 3 (2 on sides. 1 on the top)

Width: 365 mm (14.37 in)

Height: 622 mm (24.51 in)

Depth: 342 mm (13.46 in)

Weight: 16.5 kg (36.37 lbs)



Scan with your QR Reader App to download the complete User Manual

POWER SUPPLY SPECIFICATIONS (POWER ABSORPTION)

Draw at 1/3 of full power in maximum use conditions (**): 1.4 A (220-240V~) - 2.7 A (100-120V~)

**** INSTALLER NOTES:** The values refer to 1/3 of full power, in heavy operating conditions (music program with frequent clipping or activation of the limiter). We recommend sizing according to these values in case of professional installations and tours.

Download the complete user manual from the site:

www.dbtechnologies.com/EN/Downloads.aspx

EMI CLASSIFICATION

According to the standards EN 55032 and EN 55035 this equipment is designed and suitable to operate in class B electromagnetic environments.

FCC ID: 2ADDV-TLSYA12

FCC CLASS B STATEMENT ACCORDING TO TITLE 47, PART 15, SUBPART B, §15.105

This equipment has been tested and found to comply with the limits for a Class B digital device, pursuant to part 15 of the FCC Rules.

These limits are designed to provide reasonable protection against harmful interference in a residential installation. This equipment generates, uses and can radiate radio frequency energy and, if not installed and used in accordance with the instructions, may cause harmful interference to radio communications. However, there is no guarantee that interference will not occur in a particular installation. If this equipment does cause harmful interference to radio or television reception, which can be determined by turning the equipment off and on, the user is encouraged to try to correct the interference by one or more of the following measures:

1. Reorient or relocate the receiving antenna.
2. Increase the separation between the equipment and receiver.
3. Connect the equipment into an outlet on a circuit different from that to which the receiver is connected.
4. Consult the dealer or an experienced radio/TV technician for help.

Changes or modifications not expressly approved by the party responsible for compliance could void the user's authority to operate the equipment.

The Bluetooth® word mark and logos are registered trademarks owned by Bluetooth® SIG, Inc. and any use of such marks by AEB Industriale SRL is under license. Other Trademarks and trade names are those of their respective owner.

RED CERTIFICATION

Hereby, AEB Industriale declares that SYA loudspeaker is in compliance with Directive 2015/53/EU, in reference to the following harmonized standards:

Health & Safety EN 62479 / EN 62368-1+A11
EMC EN 301 489-1 V2.2.0, EN 301 489-9 V2.1.1, EN 55032, EN 55035
Spectrum EN 300 328 V2.1.1

SIMPLIFIED EU DECLARATION OF CONFORMITY

The full text of the EU declaration of conformity is available at the following internet address:

<http://www.dbtechnologies.com/en/downloads>

Features, specification and appearance of products are subject to change without notice. dBTechnologies reserves the right to make changes or improvements in design or manufacturing without assuming any obligation to change or improve products previously manufactured.